

SOLID CAPACITOR


PS Series

Aluminum Solid Electrolytic Capacitor
With Conductive Polymer



FEATURES:

The capacitor is aluminum electrolytic capacitors that uses conductive polymer, as electrolyte and realized low E.S.R. and high permissible ripple current at high frequencies band, It is very suitable for smoothing circuits of DC-DC converter or high frequencies circuits.

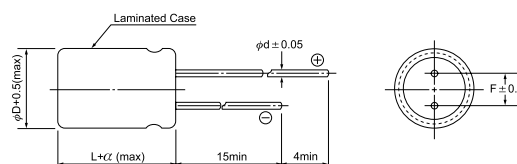


SPECIFICATION

Item	Characteristic					
Operation Temperature Range	-55 ~ +105°C					
Rated Working Voltage	2.5 ~ 16V					
Capacitance Tolerance (120Hz 20°C)	±20%					
Leakage Current (2min)	The initial specified value in Characteristic list					
Surge Voltage (20°C)	W.V.	2.5	4	6.3	10	16
	S.V.	2.8	4.6	7.2	11.5	18.4
Tangent of loss angle (120Hz)	The initial specified value or loss (in Characteristic list)					
Impedance Ratio	Impedance ratio at 100kHz					
	Rated Voltage (V)	2.5	4	6.3	10	16
	-55°C / +20°C	≤1.25				
	+105°C / +20°C	≤1.25				
Endurance	The following specifications shall be satisfied when the capacitors are restored to 20°C after the rated voltage is applied for 2000 hours at 105°C					
	Capacitance Change	≤ ±20% of the initial measured value				
	Dissipation Factor	≤150% of the initial specified value				
	ESR	≤150% of the initial specified value				
Bias Humidity Test	The following specifications shall be satisfied when the capacitors are restored to 20°C after subjecting them to DC voltage at 60°C,90 to 95% RH for 1000 hours					
	Capacitance Change	≤ ±20% of the initial measured value				
	Dissipation Factor	≤150% of the initial specified value				
	ESR	≤150% of the initial specified value				
Surge Voltage Test	The capacitors shall be subjected to 1000 cycles each consisting of charge with the surge voltage specified at 105°C for 30 seconds through a protective resistor (R=1kΩ) and discharge for 5 minutes 30 seconds.					
	Capacitance Change	≤ ±20% of the initial measured value				
	Dissipation Factor	≤150% of the initial specified value				
	ESR	≤150% of the initial specified value				
Leakage current	≤ initial specified value					
Failure Rate	1% per 1000 hours maximum (Confidence level 60% at 105°C)					

DIMENSIONS (mm)

φD	8φ	10φ
F	3.5	5.0
d	0.6	0.6
α	1.5	1.5



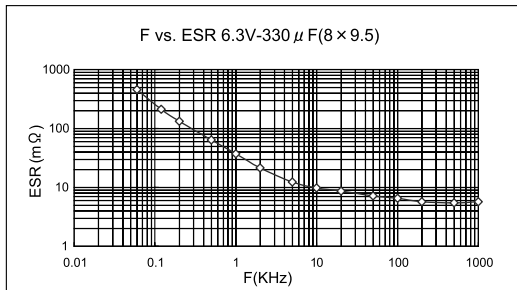
7170 N. Ridgeway
Lincolnwood, IL 60712
Ph: 847-675-1865
Fax: 847-675-3345
Email: sales@icd-sales.com
Website: www.icd-sales.com

● CASE SIZE & CHARACTERISTICS LIST

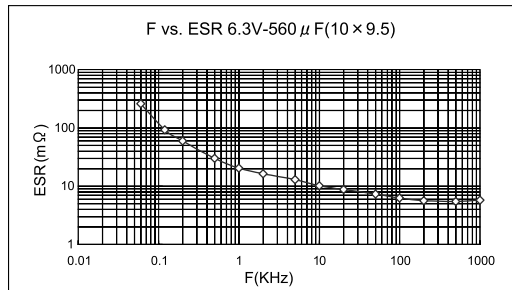
Rated Voltage (V.DC)	Rated Capacitance (μF)	Case size		Leakage Current (μA)	Tangent of loss angle (max)	E. S. R. at 100kHz (mΩ)	Allowable ripple current (mA.rms)	Part Number
		φD	L					
		(mm)						
2.5	820	10.0	12.5	410.0	0.12	8	5500	PSR821M0EGBCW
	1200	10.0	12.5	600.0	0.12	8	5500	PSR122M0EGBCW
4	820	10.0	12.5	656.0	0.12	8	5500	PSR821M0GGBCW
	1200	10.0	12.5	960.0	0.12	8	5500	PSR122M0GGBCW
6.3	150	8.0	8.0	189.0	0.12	20	4800	PSR151M0JF08W
	560	10.0	9.0	705.6	0.12	10	5500	PSR561M0JG09W
	680	10.0	12.5	856.8	0.12	10	5500	PSR681M0JGBCW
10	100	8.0	8.0	200.0	0.12	22	4500	PSR101M1AF08W
	150	8.0	8.0	300.0	0.12	22	4500	PSR151M1AF08W
	470	10.0	9.0	940.0	0.12	12	5300	PSR471M1AG09W
16	100	8.0	11.5	320.0	0.12	25	4400	PSR101M1CFBBW
	150	10.0	9.0	480.0	0.12	15	4000	PSR151M1CG09W
	180	10.0	9.0	576.0	0.12	15	4000	PSR181M1CG09W
	220	10.0	9.0	704.0	0.12	15	4800	PSR221M1CG09W
	270	10.0	9.0	864.0	0.12	15	5100	PSR271M1CG09W
	330	10.0	12.5	1056.0	0.12	12	5300	PSR331M1CGBCW

● FREQUENCY CHARACTERISTICS

Item: 6.3V-330μF(8x9.5)



Item: 6.3V-560μF(10x9.5)



Endurance

